

TABLE BASES & TOPS

CONTRACT FURNITURE CATALOGUE



ATLAS
CONTRACT
FURNITURE



ATLAS CONTRACT FURNITURE LTD.

TRIED & TESTED CONTRACT FURNITURE

WE'VE GOT YOUR COMMERCIAL FURNITURE NEEDS COVERED



TABLE TOPS

100's of decors, sizes and customisation opportunities spread across 7 Table Top Ranges, with options for Indoor and Outdoor use, we have a Table Top to meet any requirement.

SEE PAGES 6 TO 51



TABLE BASES

11 Table Base and Frame styles, coffee, dining and poseur heights available, with options for Indoor and Outdoor use. As standard in Black or Stainless Steel, all our bases can be powder coated to meet your design brief.

SEE PAGES 52 TO 87

CONTENTS



TABLE TOPS 6





















TUFF TOP® PREMIUM LAMINATE		8
TUFF TOP® ORIGINAL		24
ULTRATOP® COMPACT LAMINATE		28
SOLID WOOD		32
RUSTIC WOOD		40
WERZALIT		44



TABLE BASES 52

THE QUATTRO		54
THE FORZA		58
THE DANILO		64
THE MANOR		70
THE MADRID		72
THE MALAGA		74
THE CONTINENTAL		76
HAIRPIN LEGS		78
THE PHOENIX		80
THE BISTRO		84
THE MANHATTAN FRAME		86

ADDITIONAL SERVICES 88

IPAN IPAN WIRELESS CHARGING		91
POWDER COATING		93
METAL INSERTS & FIXINGS CABLE		95





Round Tuff Top® Premium table top in Flamingo Pink (page 14) with a Gold Metallic Edging (page 21)

TABLE TOPS

TUFF TOP® PREMIUM LAMINATE

Our high quality and attractive Tuff Top® Premium Laminate tabletops are perfect for any commercial hospitality, office or canteen-based dining environment. These tops are manufactured in the UK using only premium branded laminates which are scratch resistant and heat resistant to 180 °C. The ultimate in durability.

Round Tuff Top® Premium table top in White Carrara Marble (page 15) with a Copper Metallic Edging (page 21)



SWATCH SAMPLES
ARE AVAILABLE FOR
EVERY TABLETOP
TYPE AND DÉCOR
THAT WE
OFFER





Heat resistant to 180 °C, and scratch resistant to suit any indoor environment



FSC certified MDF Core



Bespoke edge shape and colour



Antimicrobial, easy clean, wipeable surface



5 year structural warranty



2mm impact resistant ABS edge as standard



Metal insert service

IN STOCK & MADE TO ORDER

STOCKED DÉCORS & SIZES



700mm Round White Tuff Top® Premium stocked Laminate (page 10) on a Danilo Medium Dining Height Base (page 68) with 2 Strata Anthracite Side Chairs (page 97)
Product code: SSRMD001-700DLWHI-STRANT2

STOCKED DÉCORS (25MM)

We hold 4 of our most popular décors in stock, available for same day despatch.



WHITE

Colour code: LWHI
Décor code: 8100



OAK

Colour code: LOAK
Décor code: H3368 ST9



WALNUT

Colour code: LWAL
Décor code: H3734 ST9






WENGE

Colour code: LWEN
Décor code: H1137 ST12

STOCKED SIZES

Round, Square and Rectangle shapes, with up to 10 size variations for each décor.

TABLE SHAPE	SIZE
	500 × 500mm
	600 × 600mm
	700 × 700mm
	800 × 800mm
	600mm diameter
	700mm diameter (white only)
	800mm diameter (white only)
	900mm diameter (white only)
	1000mm diameter (white only)
	1200 × 700mm

TUFF TOP® PREMIUM HIGH GLOSS






WITH METALLIC GOLD EDGING

- Luxury high gloss look, with scratch resistant finish
- 25mm Contract grade laminate, suitable for a busy hospitality setting
- Heat resistant to 180 °C to suit any indoor environment.
- Easy clean, wipeable surface

SWATCH SAMPLES ARE AVAILABLE FOR EVERY TABLETOP TYPE AND DÉCOR THAT WE OFFER




Tuff Top® Premium - High Gloss Table Top in Marbled Cappuccino with Metallic Gold edging on a Bistro Dining Height Base (page 85) Powder Coated Gold (page 126) with 2 Fresco Side Chairs (page 101)

TABLE SHAPE	SIZE
	600 × 600mm
	700 x 700mm
	700mm diameter
	1200 × 700mm



CALACATTA MARBLE

Code: F3460



MARBLED CAPPUCCINO

Code: F9482



MADE TO ORDER PREMIUM LAMINATE



Our Tuff Top® Premium laminate range has over 100 décors for you to choose from. A massive selection of Solid / Block colours, Wood Effect décors, and Stone Effect décors. We want to give you the option to fulfil any design brief or meet any brand theme that you want to achieve.

THICKNESS

Available as standard as a 25mm thickness, or as a 40mm thickness for an additional charge - see price list



25MM (STANDARD)





40MM



700mm Round White Carrara Marble Tuff Top® Premium MTO Top with Metallic Gold ABS Edging on a Danilo Round Medium Dining height Base (page 68) Powder Coated Gold (page 126)

MADE TO ORDER SIZES

TABLE SHAPE	SIZE
	500 x 500mm
	600 x 600mm
	700 x 700mm
	800 x 800mm
	900 x 900mm
	1000 x 1000mm
	1200 x 1200mm
	600mm diameter
	700mm diameter
	800mm diameter
	900mm diameter
	1000mm diameter
	1200mm diameter
	700 x 600mm
	1000 x 500mm
	1000 x 600mm
	1100 x 700mm
	1200 x 600mm
1200 x 700mm	
1200 x 750mm	
1200 x 800mm	
1200 x 1000mm	
1400 x 700mm	
1400 x 800mm	
1400 x 1000mm	
1400 x 1200mm	
1500 x 700mm	
1500 x 750mm	
1500 x 800mm	
1500 x 1000mm	
1500 x 1200mm	
1600 x 700mm	
1600 x 800mm	
1600 x 1000mm	
1600 x 1200mm	
1700 x 700mm	
1800 x 700mm	
1800 x 800mm	
1800 x 1000mm	
1800 x 1200mm	
2000 x 700mm	
2000 x 800mm	
2000 x 1000mm	
2000 x 1200mm	



600mm diameter Black Pietra Grigia
25mm thick Tuff Top® Premium laminate
top with Bronze ABS edging
Product code: P600DL25F206BRO


EGGER DÉCORS



BLOCK DÉCOR COLOURS



ALPINE WHITE
Code: W1100 ST9



CREAM
Code: W911 ST15



CITRUS YELLOW
Code: U131 ST9



CURRY YELLOW
Code: U163 ST9



ORANGE
Code: U332 ST9



CHINA RED
Code: U321 ST9



FLAMINGO PINK
Code: U363 ST9



TURQUOISE BLUE
Code: U633 ST9



DELFT BLUE
Code: U525 ST9



DARK VIOLET
Code: U414 ST9



PISTACIO GREEN
Code: U608 ST9



LIME GREEN
Code: U630 ST9



LIGHT GREY
Code: U708 ST9



GRAPHITE GREY
Code: U961 ST2



Round Tuff Top® Premium table top in Flamingo Pink with a Gold Metallic Edging (page 21) on a Forza Small Square Dining Height Table Base (page 60) Powder Coated Gold (page 126)
Product code: PCBL7786GOLDBSSD001-P600DL25U363

STONE EFFECT DÉCOR COLOURS



WHITE LEVANTO
MARBLE

Code: F812 ST9



WHITE CARRARA
MARBLE

Code: F204 ST9



WHITE
CHROMIX

Code: F637 ST16



CHROMIX
SILVER

Code: F638 ST16



LIGHT
CONCRETE

Code: F274 ST9



LIGHT GREY
CHICAGO CONCRETE

Code: F186 ST9



LIGHT CEFALU
CONCRETE

Code: F823 ST10



GREY SIENA
MARBLE

Code: F095 ST87



FERRO
BRONZE

Code: F302 ST87



DARK GREY
CHICAGO CONCRETE

Code: F187 ST9




ANTHRACITE PIETRA
GRIGIA

Code: F205 ST9



ANTHRACITE METAL
ROCK

Code: F121 ST87



ANTHRACITE JURA
SLATE

Code: F242 ST10




SILVER GREY METAL
SLATE

Code: F628 ST16



BLACK PIETRA
GRIGIA

Code: F206 ST9



BLACK GOLD METAL
SLATE

Code: F629 ST16



600mm Round Light Grey Chicago Concrete
Tuff Top® Premium MTO Top with Metallic
Champagne ABS edging
Product code: P600DL25F186CHA

EGGER DÉCORS



WOOD EFFECT DÉCOR COLOURS



WHITEWOOD

Code: H1122 ST22



CASCINA PINE

Code: H1401 ST22



NATURAL DAVOS OAK

Code: H3131 ST12



NATURAL MANDAL MAPLE

Code: H3840 ST9



GREY BARDOLINO OAK

Code: H1146 ST10




OAK BUTCHER BLOCK

Code: H193 ST12



NATURAL WILD OAK

Code: H1318 ST10



BRAMBERG PINE

Code: H1487 ST22



ELLMAU BEECH

Code: H1582 ST15



NATURAL LANCASTER OAK

Code: H3368 ST9



1600 x 900mm Rectangle Tuff Top® Premium tabletop in Dark Hunton Oak H2033
Product code: P1600900L25H2033



VERONA CHERRY

Code: H1615 ST9



NATURAL BROWN BRANSON ROBINIA

Code: H1251 ST19



NATURAL DIJON WALNUT

Code: H3734 ST9



SHOREWOOD

Code: H3090 ST22



GREY BROWN WHITERIVER OAK

Code: H1313 ST10



GREY NEBRASKA OAK

Code: H3332 ST10



700mm Square Tuff Top® Premium table top in Black Brown Soarano Oak H1137
 Product code: 700700LWEN



GREY SANTA FE OAK

Code: H1331 ST10



NATURAL CARINI WALNUT

Code: H3710 ST12



TRUFFLE BROWN DAVOS OAK

Code: H3133 ST12




VINTAGE SANTA FE OAK

Code: H1330 ST10



DARK HUNTON OAK

Code: H2033 ST10



MALI WENGE

Code: H3058 ST22



TOBACCO PACIFIC WALNUT

Code: H3702 ST10



GOLDEN PATINA

Code: F411 ST20



ANTHRACITE FINELINE METALLIC

Code: H3190 ST19



STOCK DÉCOR

BLACK-BROWN SORANO OAK

Code: H1137 ST12

FORMICA FUNDAMENTALS

BLOCK DÉCOR COLOURS

				
WHITE Code: 8100	SHEER WHITE Code: 6463	SIGNAL WHITE Code: 6464	DOVE Code: 8084	RN GREY Code: 2301
				
LINEN Code: 8082	BUTTERMILK Code: 0527	SUNLIT YELLOW Code: 5901	BUCKTHORNE Code: 8077	ROSSO Code: 6472
				
FUCHSIA Code: 8081	ORCHID Code: 5346	ROYAL BLUE Code: 8183	TOBAGO BLUE Code: 8079	POMME Code: 8078
				
SILK GREY Code: 6466	QUICKSILVER Code: 8180	PLASTER GREY Code: 8085	COAL GREY Code: 8086	FLINT GREY Code: 8087
				
HEMP Code: 8033	PLATINUM Code: 8178	PEWTER GREY Code: 6632	GRANITE GREY Code: 6467	JET BLACK Code: 6468



STONE EFFECT DÉCOR COLOURS



AILSA

Code: 0197



GREY DOTS

Code: 6691




GYPSUM

Code: 8095



CEMENT

Code: 8094



CHARCOAL SPLATTER

Code: 0195

WOOD EFFECT DÉCOR COLOURS



PURE BEECH

Code: 8089



MOUNTAIN MAPLE

Code: 6683



SEN ASH

Code: 7617



SUMMER OAK

Code: 6688



CALM ASH

Code: 8088



BRUNETTE WALNUT

Code: 8092




CLASSIC BEECH

Code: 6684



WARM CHERRY

Code: 8634



DURHAM OAK

Code: 0447




BIELLA WALNUT

Code: 6690




CLASSIC CHERRY

Code: 8090



PITCH WALNUT

Code: 8093



BATU WENGE

Code: 6685



CONTRAST ABS EDGING

Contrast ABS edging offers an alternative finish to your top. We have 35 décors available through our catalogue, with hundreds more available through discussion with our Sales Team.

- Option to add an extra dimension to your tabletop
- 100's of variations to choose from
- 2mm thick impact and scratch resistant
- Easy To Clean

BLOCK EDGING COLOURS



TRAFFIC YELLOW
MINIPEARL

Code: 041.313



YELLOW GREEN
MINIPEARL

Code: 041.65



ATLANTIC
MINIPEARL

Code: 041.542



CHILLI RED
MINIPEARL

Code: 041.4007



BLACK
MINIPEARL


Code: 041.299



(On the left) 2 Strata Yellow Side Chairs (page 97) with a 700mm Square White Tuff Top® Premium table top (page 18) finished with a Traffic Yellow Minipearl edge on a Phoenix Large base (page 83)


(On the right) 2 Zest Bright Green side chairs (page 93) with a 700mm Round White Tuff Top® Premium table top (page 10) finished with a Yellow Green Minipearl edge on a Bistro Dining Height base (page 85)

PASTEL EDGING COLOURS



WHITE GREY
MICROSTRUCTURE

Code: U41.2445




LIGHT VANILLA
MICROSTRUCTURE

Code: 04S.1015



DUSTY PINK
MINIPEARL

Code: 041.4256



VELVET GREEN
MINIPEARL

Code: 041.607



AVOKADO
MICROSTRUCTURE

Code: 04S.6511



CORNERS

Available with Square or Radius Corners



Square Corner



50mm Radius Corner

3 Zest Red Side Chairs (page 93) with a 1200 x 600mm Alpine White Tuff Top® Premium Table top (page 14) with 50mm Radius Corners on a Danilo Twin Columned Dining Height Base (page 67)

METALLIC EDGING COLOURS



ALU CHAMPAGNE BRUSHED

Code: 047.9252



ALU SILVER BRUSHED

Code: 047.9230



ALU COPPER BRUSHED

Code: 047.9258



ALU GOLD BRUSHED

Code: 047.9259



ALU BRONZE BRUSHED

Code: 047.9256




WOOD EFFECT EDGING COLOURS



SLICED ASH ACROSS NATURAL SMOOTH

Code: 045.9762



REAL MULTIPLEX SMOOTH

Code: 095.0770




BARNWOOD OXIDISED WOOD PORE

Code: 046.9586



SULAWESI MACASSAR BROWN SMOOTH

Code: 045.7346



BLACK WOODEN STRUCTURED


Code: 04F.2990



CONTRAST ABS EDGING

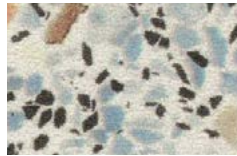
MADE TO ORDER

STONE EFFECT EDGING COLOURS



CARRARA MARBLE
SMOOTH

Code: 045.9746




MOSAIK CORFU
MINIPEARL

Code: 048.9975




ENGELSBERG
MARBLE MINIPEARL

Code: 048.8596



ANTHRACITE GRANITE
MINIPEARL


Code: 048.9868



BLACK MARBLE
MINIPEARL

Code: 048.8607

TEXTILE EFFECT EDGING COLOURS



WEAVE SLATE GREY
MINIPEARL

Code: 048.8982



PLATINUM GREY
TWIST SMOOTH

Code: 045.9041



BRUXELLES
MINIPEARL

Code: 048.8972



TEXWOOD BLACK
SMOOTH

Code: 045.9008



MICROPIX NOIR
SMOOTH


Code: 045.9615

PATTERNED EDGING COLOURS



TOUCH OF MADNESS
MINIPEARL

Code: 048.9599



GRAPHIC CONCRETE
SMOOTH

Code: 045.9732



PLANE TREE
SMOOTH

Code: 045.7321



SPIRA GRAU
SMOOTH

Code: 045.9970



REPTILE
MINIPEARL

Code: 048.8751

BESPOKE EDGE PROFILES

WITH PAINTED EDGE

An alternative to ABS edging, why not complete your Bespoke Tuff Top® Premium tabletop with one of our 11 alternative painted profile edge options to add a dynamic and unique finishing touch to your tabletop. Your painted edge can be painted in a solid colour that best matches your chosen surface decor, painted in a contrast colour to compliment the surface décor, or finished as a lacquered polished edge. Contact our amazing sales team today to discuss your requirements.



45 DEGREE EDGE PROFILE



47 DEGREE EDGE PROFILE



ARISSED EDGE PROFILE



CONVEX EDGE PROFILE



FULL ROUND EDGE PROFILE



INCUT EDGE PROFILE



NEW EDGE - EDGE PROFILE



PENCIL ROUND EDGE PROFILE



PENCIL ROUND TOP AND BOTTOM EDGE PROFILE



SQUARE EDGE PROFILE



STEP AND ROUND EDGE PROFILE



TUFF TOP® ORIGINAL



THE WHITE HORSE
ALL-DAY BREAKFAST MENU

OATMEAL & PORRIDGE

- OLD FASHIONED OATMEAL £3.99
- SUMMER BERRY PORRIDGE £3.99

PANCAKES

- BUTTERMILK PANCAKES £3.00
- APPLE PANCAKES £4.95
- BLUEBERRY PANCAKES £4.95

WAFFLES

- PLAIN WAFFLES WITH ALVAH £3.99
- APPLE & CINNAMON WAFFLES £3.99
- MAPLE AND BACON WAFFLES £5.99

FULL ENGLISH
ALL TOPPERS WITH HOT AND COLD SAUCE

- SAUSAGE, EGG AND BEAN FULL ENGLISH
- LARGE FULL ENGLISH
- VEGgie BREAKFAST

BEVERAGES

- FRESH ORANGE JUICE
- AMERICANO
- LATTE
- MOCHA
- CAPPUCCINO

Tuff Top® Original tabletops are the practical choice for any busy establishment. Budget considerations? Durable, easy to clean and maintain, these tabletops are ideal for a wide range of commercial environments.



SWATCH SAMPLES ARE AVAILABLE FOR EVERY TABLETOP TYPE AND DÉCOR THAT WE OFFER

1200 x 700mm Grey Nebraska Oak Tuff Top® Original top on a Phoenix Twin Dining height Table Base (page 83)



Resilient to scratches and heat resistant to 90° C



FSC certified MFC Core



Easy clean, wipeable surface



5 year structural warranty



2mm impact resistant ABS edge as standard



Metal insert service

IN STOCK & MADE TO ORDER

TUFF TOP® ORIGINAL

Heat resistant to 90 °C and edged in high quality 2mm impact resistant ABS edging, the Tuff Top® Original range is perfect for any busy canteen, breakout area, or commercial hospitality environment.




THICKNESS

Available as standard as a 25mm thickness






25MM

STOCKED SIZES (25MM)

TABLE SHAPE	SIZE
	600 x 600mm
	700 x 700mm
	800 x 800mm
	600mm diameter
	700mm diameter
	800mm diameter
	1000mm diameter (white only)
	1200mm diameter (white only)
	1000 X 600mm (white only)
	1200X 700mm
	1200 X 800mm
	1500 X 700mm (white only)

MADE TO ORDER SIZES

TABLE SHAPE	SIZE
	500 x 500mm
	750 x 750mm
	900 x 900mm
	900mm diameter
	1000mm diameter
	1200mm diameter
	700 X 600mm
	800 X 600mm
	900 X 600mm
	1000 X 500mm
	1000 x 600mm
	1100 X 700mm
	1200 X 600mm
	1200 X 750mm
	1400 X 600mm
	1400 X 700mm
	1400 X 800mm
	1400 X 1000mm
	1500 X 600mm
	1500 x 700mm
	1500 X 750mm
	1500 X 800mm
1500 X 1000mm	
1600 X 600mm	
1600 X 700mm	
1600 X 800mm	
1600 X 1000mm	
1800 X 600mm	
1800 X 700mm	
1800 X 800mm	
1800 X 1000mm	
2000 X 800mm	
2000 X 1000mm	



BEECH
Code: MBEE
Décor code: D381



BLACK
Code: MBLA
Décor code: U999



LIGHT GREY CHICAGO CONCRETE
Code: MCON
Décor code: F186




GREY NEBRASKA OAK
Code: MNEB
Décor code: H3332




OAK
Code: MOAK
Décor code: H1334



WALNUT
Code: MWAL
Décor code: H3734



WENGE
Code: MWEN
Décor code: H1137



WHITE
Code: MWHI
Décor code: W980

ULTRATOP® COMPACT LAMINATE



Our Ultratop® Compact Laminate Table tops offer an incredibly durable and modern solution to those venues looking for a sleek minimalist design that can withstand anything that your customers and Mother Nature herself can throw at them.

790mm Round Portoro Marble Ultratop®
Compact Laminate Tabletop (page 31)



ULTRATOP®
BE STRONG



Hard wearing surface can accommodate items with a temperature of up to 180 °C



5 year structural warranty



Easy Wipe clean and stain resistant surface – perfect for the current environment



Fixing groove system compatible with all 4 Star shaped table base spiders for ease of assembly



12mm slimline profile

IN STOCK

SUITABLE FOR BOTH INDOOR AND OUTDOOR USE




ULTRATOP® COMPACT LAMINATE



At only 12mm thick these tops have an extremely slim profile, yet with our 10 stylish colourways they will also lend themselves brilliantly to a large range of interior and exterior themes. Stain resistant, easy to clean and weatherproof, our compact laminate tabletops are suitable for any dining or drinking area, inside or out.

THICKNESS

Available as standard as a 12mm thickness



12MM

Find out how the fixing groove system works by watching our video.



TABLE SHAPE	SIZE (12MM)
	590 x 590mm
	690 x 690mm
	790 x 790mm
	590mm diameter
	690mm diameter
	790mm diameter



Fixing groove system



690mm Round Golden Rust Ultratop® Compact Laminate Tabletop with Zest Pearl Grey Side Chairs (page 93)



590mm Round White Marble Ultratop® on a Madrid Flip Top Dining height Base (page 73)
Product code: 590DCLWHIMAR-MADFTD001



ULTRATOP® DÉCORS

DÉCOR COLOURS



WHITE

Code: CLWHI




WHITE MARBLE

Code: CLWHIMAR



RUSTIC CONCRETE

Code: CLRUSCON



TERAZZO

Code: CLTER



VINTAGE WOOD

Code: CLVINWOO



GOLDEN RUST

Code: CLGOLRUS



METALLIC ANTHRACITE

Code: CLMETANT




MARQUINA MARBLE

Code: CLMARMAR



PORTORO MARBLE

Code: CLPORMAR



BLACK

Code: CLBLA



690mm Square Metallic Anthracite Ultratop® Compact Laminate Tabletop with a Continental 4 Leg Base (page 77) and 2 Paris Armchairs (page 103)
Product code: CON4-690690CLMETANT-PARISARM2

SOLID WOOD TABLETOPS



Made To Order Solid Wood tabletops are the perfect complement to those venues looking for high quality wooden tops to complete their desired design theme.

1200 x 700mm Wenge Solid Wood top on a Phoenix Twin Dining height Table Base (page 83)

SWATCH SAMPLES
ARE AVAILABLE FOR
EVERY TABLETOP
TYPE AND DÉCOR
THAT WE
OFFER





Durable construction, with Strengthening bars to ensure the natural wood does not lose its shape



PU lacquer finish for stain resistance and easy cleaning



Can be stained in your choice of colour



5 year structural warranty



Solid wood – so can be refinished in the future



Bespoke edge shape






SOLID WOOD TABLETOPS

Available in 25mm, 34mm or 50mm, our Solid Wood tops will add a touch of class to any pub, restaurant, café, club, or hotel, and can even be colour stained upon request to match any pre-existing stain colours that you may already have. Available 3 different thicknesses and in 27 different sizes (with many more sizes available though discussion with our sales team), there's a solid wood top to suit any requirement.



Bistro Dining height base (page 85) with a 700mm Round Wenge Solid Wood top
Product code: BIS4D001-700DSAWEN

TABLE SHAPE	SIZE
	500 x 500mm
	600 x 600mm
	700 x 700mm
	750 x 750mm
	800 x 800mm
	900 x 900mm
	600mm diameter
	700mm diameter
	800mm diameter
	900mm diameter
	1000mm diameter
	1200mm diameter
	1000 x 500mm
	1000 x 600mm
	1100 x 700mm
	1200 x 600mm
	1200 x 700mm
	1200 x 750mm
	1200 x 800mm
	1400 x 700mm
	1500 x 700mm
	1500 x 750mm
	1500 x 800mm
	1600 x 800mm
	1800 x 700mm
	1800 x 800mm
	2000 x 800mm





OAK

GOLDEN OAK



MAHOGANY

WENGE

SOLID WOOD TABLETOPS



RAW



CLEAR LACQUER



LIMED ASH



AVAILABLE IN
SQUARE, ROUND
& RECTANGULAR
SHAPES



Bistro Dining height base (page 85) with a 700mm Round Wenge Solid Wood top and 2 Paris Armchairs (page 103)
Product Code: BIS4D001-700DSAWEN-PARISARM2



THE WHITE HORSE
ALL DAY BREAKFAST MENU

PATROL & PORRIDGE

Hot Breakfast Porridge	20.95
Hot Breakfast Porridge with Fruit	23.95

PANCAKES

Butterfly Pancake	12.95
Hot & Cold Pancake	14.95
Hot & Cold Pancake with Fruit	16.95

Waffles

Hot Waffle	12.95
Hot Waffle with Fruit	14.95
Hot Waffle with Fruit & Cream	16.95
Hot Waffle with Fruit & Cream & Syrup	18.95

Hot Waffles

Hot Waffle with Fruit	12.95
Hot Waffle with Fruit & Cream	14.95
Hot Waffle with Fruit & Cream & Syrup	16.95

Forza Small Round Dining Height Base (page 62)
with 700mm Round Wenge Solid Wood Top

EDGE PROFILES

Finished as standard with a square edge, why not complete your Solid Wood tabletop with one of our 10 alternative profile edge options to add a dynamic and unique finishing touch. Create a stunning and eye catching design that serves as a talking point for all your customers.

SEE LATEST OPTIONS
ON OUR WEBSITE

A technical line drawing of a table edge profile. It shows a rectangular cross-section of a table top with a beveled edge. The bevel is a shallow angle cut that tapers the top edge of the table top. The drawing is enclosed in a thin blue border.

The square edge is the standard profile, or choose from one of our 10 alternative edges below:



SQUARE EDGE



ARISSED EDGE



PENCIL ROUND EDGE



PENCIL ROUND
TOP AND BOTTOM EDGE



FULL ROUND EDGE



CONVEX EDGE



STEP AND ROUND EDGE



INCISED EDGE



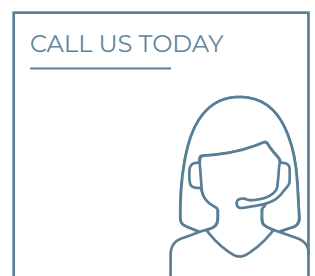
NEW EDGE



47 DEGREE EDGE



45 DEGREE EDGE



RUSTIC WOOD TABLETOPS



Made To Order Rustic Wood tabletops are the perfect complement to those venues looking for tops where the natural characteristics of the wood are appreciated as a truly charismatic feature. 34mm thick and available in 9 different sizes (with many more sizes available through discussion with our sales team), our Rustic Wood tops are perfect for those venues looking to create the Industrial vibe.

Our Rustic Wood Tabletops are made to embrace the natural characteristics of the real wood that they are made from. Each table is unique, with the knots and grooves of the wood still present as a feature, providing you with a stunning finish. If you prefer a smooth natural wood finish then please see our Solid Wood range (page 32).

SWATCH SAMPLES
ARE AVAILABLE FOR
EVERY TABLETOP
TYPE AND DÉCOR
THAT WE
OFFER





Durable construction, with Strengthening bars to ensure the natural wood does not lose its shape



PU lacquer finish for stain resistance and easy cleaning



Can be stained in your choice of colour



5 year structural warranty for peace of mind



Solid wood – so can be refinished in the future






700mm Square 34mm Thick Rainbow Pine Rustic Wood Top with 4 Hairpin legs (page 79)

RUSTIC WOOD TABLETOPS

34mm thick and available in 9 different sizes (with many more sizes available through discussion with our sales team), our Rustic Wood tops are perfect for those venues looking to create the Industrial vibe.



TABLE SHAPE	SIZE
	600mm Square
	700mm Square
	800mm Square
	600mm Round
	700mm Round
	800mm Round
	1100 x 700mm
	1200 x 700mm
	1200 x 800mm

Other bespoke sizes are available.



BARREL




DRIFTWOOD



INDUSTRIAL PINE




JETTY



RAINBOW PINE



STRIPPED PINE



WERZALIT TABLETOPS



The Werzalit brand has been established for over 90 years and are one of our top choices for outdoor commercial tabletops. Werzalit Outdoor tabletops are the standard for anyone looking for weatherproof and UV resistant dining tables. We offer 50 different decors (6 from stock) and 8 different sizes, meaning you can achieve any look and meet any contract seating criteria that your commercial hospitality venue may have. Add to that our 5 Year structural warranty, and you'll see that the Werzalit Outdoor tabletops are brilliant for any pub, commercial hospitality venue, canteen or breakout room where a quality top suitable for any environment, indoors or outdoors, is needed.

SUITABLE FOR
BOTH INDOOR AND
OUTDOOR USE





Scratch, and impact resistant, heat resistant to 180 °C making them a highly durable option for busy environments



Easy clean, wipeable surface



Weatherproof and UV resistant to suit any environment, outdoors and indoors



FSC Certified, with a 100% recycled core



5 year warranty for peace of mind



Molded Metal Edging available



Metal insert service

werzalit®




since 1923.

Werzalit 800mm Square White Stocked tops on Madrid Flip Top Bases (page 73) with Red and Anthracite Strata chairs (page 97)



STOCK TABLETOPS

We hold stock of 6 of the best selling decors, available in 7 Sizes for Same Day Despatch.*

TABLE SHAPE	SIZE (27MM DEPTH)
	600mm Square
	700mm Square
	800mm Square
	600mm Round
	700mm Round
	800mm Round
	1100 x 700mm



WHITE

Product code: WZ001

CITY

Product code: WZ029

werzalit[®]
since 1923.

IN STOCK



BLACK

Product code: WZ055



ARIZONA

Product code: WZ119



MARBLE DE GENES

Product code: WZ121



PONDEROSA GREY




Product code: WZ179



TOP 30 DÉCORS



Werzalit's Top 30 Décor's are available through our Made To Order Bespoke service on a 3 to 4 week lead time (unless otherwise stated).

TABLE SHAPE	SIZE	LEAD TIME
	600mm Square	3 to 4 weeks
	700mm Square	
	800mm Square	
	600mm Round	3 to 4 weeks
	700mm Round	
	800mm Round	4 to 6 weeks
	1100 x 700mm	4 to 6 weeks
	1200 x 800mm	



WHITE

Code: WZ001



CITY

Code: WZ029




COLORADO

Code: WZ033



TRAVERTIN

Code: WZ034



BLACK

Code: WZ055



ALU

Code: WZ056



INDIANA

Code: WZ057



PALISSADE GREY

Code: WZ065



ANTHRACITE

Code: WZ084



PALISSADE BOIS

Code: WZ096

werzalit[®]
since 1923.



WENGE

Code: WZ103



ARIZONA

Code: WZ119



MARBLE DE GENES

Code: WZ121



EX WORKS

Code: WZ122



PALISSADE WHITE

Code: WZ150



MARBLE SIENNA

Code: WZ174



PONDEROSA WHITE

Code: WZ178



PONDEROSA GREY

Code: WZ179



MARBLE ALMERIA

Code: WZ209



MARBLE MARQUINA

Code: WZ210



MONTPELLIER

Code: WZ214




RUSTBROWN

Code: WZ223



KROMY ROUGE

Code: WZ261



KBANA ROUGE

Code: WZ271



FINDUS

Code: WZ295



FINDUS GREY

Code: WZ296



OAK ANTIC

Code: WZ316



PINIE

Code: WZ321



KANSAS

Code: WZ508






NEW BOSTON

Code: WZ520

ADDITIONAL DÉCORS

We offer an additional 20 décors through our Made To Order Bespoke Werzalit service, available in 8 Sizes on a 4 to 6 week lead time.

TABLE SHAPE	SIZE
	600mm Square
	700mm Square
	800mm Square
	600mm Round
	700mm Round
	800mm Round
	1100 x 700mm
	1200 x 800mm



BEECH

Code: WZ019



TEMPERA SILVER

Code: WZ046




FACTORY

Code: WZ083



PUNTINELLA

Code: WZ112



WALNUSS

Code: WZ116



MARBLE SICILE

Code: WZ144



OAK MILLED

Code: WZ170



KBANA TAUPE

Code: WZ211



PLANK BLUE

Code: WZ264



PLANK RED

Code: WZ266

werzalit[®]
since 1923.




LAGOS

Code: WZ504



ENEA

Code: WZ505



VERONA

Code: WZ506



SHANIKO

Code: WZ509



CHADNA

Code: WZ510

NEW DÉCORS



NAXOS

Code: WZ521



SYLVA

Code: WZ522



AZRAK

Code: WZ523




TAIGA

Code: WZ524



THOR

Code: WZ525



Why not complete your Werzalit bespoke table top with a Moulded metal edging ring option. Available in either real Brass or Stainless Steel, the moulded metal edging is available on any 600mm or 700mm Round Tabletops within our Top 30 or Additional Décors range.





Madrid Flip Top Table Bases shown (page 73)

TABLE BASES

THE QUATTRO BASE



Sturdy cast iron table base in a popular pyramid style, the Quattro will provide a strong linear style to compliment a multitude of settings. The Quattro base is an ideal and easy inclusion into any restaurant, pub, bar, or café environment.

Quattro Twin Dining Height base with a 1200 x 700mm White Tuff Top® Premium stocked top (page 10) and 4 Light Grey Strata chairs (page 97)



Strong, sturdy, durable and heavy single columned base with Anti Spin mechanism



Powder coated finish means this is knock and scratch resistant, and easy to clean



Popular black design, fits in a range of different social settings



Adjustable feet



5 year structural warranty



Powder coating service available



Metal insert service



Can be cut down



THE QUATTRO

Available in 3 sizes including the rectangular Single Pedestal and Twin columned bases, as well as 3 heights - Coffee, Dining and Poseur.

Colour	Black
Finish	Dimpled / glossy
Shape	Square, rectangle
Base group height	Coffee, dining, poseur
Size	Medium, single pedestal, twin
Stocked or made to order	Stocked product



Quattro Twin Dining Height base with an 1100 x 700mm stocked Black Werzalit top (page 46) and 4 Green Strata chairs (page 97)



MEDIUM COFFEE

Max top size: ● 1000mm ■ 800x800mm
 Base dims: W430mm x D430mm
 Base height: 480mm | Weight: 14.5kg

Product code: BPMC001



MEDIUM DINING

Max top size: ● 1000mm ■ 800x800mm
 Base dims: W430mm x D430mm
 Base height: 730mm | Weight: 15.5kg

Product code: BPMD001



MEDIUM POSEUR

Max top size: ● 1000mm ■ 800x800mm
 Base dims: W430mm x D430mm
 Base height: 1050mm | Weight: 16.9kg

Product code: BPMP001



SINGLE PEDESTAL COFFEE

Max top size: ■ 1200x800mm
 Base dims: W550mm x D400mm
 Base height: 480mm | Weight: 18.5kg

Product code: BPRSC001



SINGLE PEDESTAL DINING

Max top size: ■ 1200x800mm
 Base dims: W550mm x D400mm
 Base height: 730mm | Weight: 19.5kg

Product code: BPRSD001



SINGLE PEDESTAL POSEUR

Max top size: ■ 1200x800mm
 Base dims: W550mm x D400mm
 Base height: 1050mm | Weight: 21kg

Product code: BPRSP001



TWIN COFFEE

Max top size: ■ 1600 x 1900mm
 Base dims: W800mm x D400mm
 Base height: 480mm | Weight: 31.1kg

Product code: BPTC001



TWIN DINING

Max top size: ■ 1600 x 1900mm
 Base dims: W800mm x D400mm
 Base height: 730mm | Weight: 33.1kg

Product code: BPTD001



TWIN POSEUR

Max top size: ■ 1600 x 1900mm
 Base dims: W800mm x D400mm
 Base height: 1050mm | Weight: 35.9kg

Product code: BPTP001

THE FORZA BASE



The Forza range - The timeless design of the Forza, with its classic, slimline profile make this range an easy inclusion into any restaurant, pub, bar, café, canteen or breakout area. With the cast iron base plate and spider, and strong steel column, the powder coated, slightly textured finish on the Forza means this range is highly resistant to knocks

and scratches and is very easy to clean. With both Round and Square versions available the Forza range comprises of 9 different base plate sizes. And with 3 height options available - Coffee, Dining and Poseur - The Forza range will fit nearly any spacial and design requirement.

Forza Small Round Dining Height Table Base with a 700mm Round Solid Wood Tabletop in Wenge (page 34)



Strong, sturdy, durable and heavy single columned base with Anti Spin mechanism



Powder coated finish means this is knock and scratch resistant, and easy to clean



Classic black design, fits in a range of different social settings



Adjustable feet



5 year structural warranty



Metal insert service



Can be cut down




Powder coating service available

IN STOCK

FORZA SQUARE

Forza Square black powder coated cast iron table base. A timeless design with a slimline profile, the Forza Square is an extremely popular and affordable option suitable for all types of hospitality or office based dining venue. A powder coated finish means this base is highly resistant to knocks and scratches and is easy to clean. The Forza Square range is available in 5 sizes including the Rectangular Single Pedestal and Twin Columned bases, as well as 3 heights - Coffee, Dining and Poseur.

Colour	Black
Finish	Black powder coated
Shape	Square, rectangle
Base group height	Coffee, dining, poseur
Size	extra large, single pedestal, medium, small, twin
Stocked or made to order	Stocked product



Forza Square Medium Dining Height Base with a 700mm Square Oak Tuff Top® Premium Laminate (page 10) Product code: BSSD001700700LOAK



SMALL COFFEE

Max top size: ● 1000mm ■ 700x700mm
 Base dims: W400mm x D400mm
 Base height: 480mm | Weight: 13.9kg

Product code: BSSC001



SMALL DINING

Max top size: ● 1000mm ■ 700x700mm
 Base dims: W400mm x D400mm
 Base height: 730mm | Weight: 14.9kg

Product code: BSSD001



SMALL POSEUR

Max top size: ● 1000mm ■ 700x700mm
 Base dims: W400mm x D400mm
 Base height: 1050mm | Weight: 16.4kg

Product code: BSSP001



MEDIUM COFFEE

Max top size: ● 1200mm ■ 900x900mm
 Base dims: W450mm x D450mm
 Base height: 480mm | Weight: 15.6kg

Product code: BSMC001



MEDIUM DINING

Max top size: ● 1200mm ■ 900x900mm
 Base dims: W450mm x D450mm
 Base height: 730mm | Weight: 16.6kg

Product code: BSMD001



MEDIUM POSEUR

Max top size: ● 1200mm ■ 900x900mm
 Base dims: W450mm x D450mm
 Base height: 1050mm | Weight: 18.1kg

Product code: BSMP001



EXTRA LARGE COFFEE

Max top size: ● 1500mm ■ 1200x1200mm
 Base dims: W600mm x D600mm
 Base height: 480mm | Weight: 25.8kg

Product code: BSXC001



EXTRA LARGE DINING

Max top size: ● 1500mm ■ 1200x1200mm
 Base dims: W430mm x D430mm
 Base height: 730mm | Weight: 26.8kg

Product code: BSXD001



EXTRA LARGE POSEUR

Max top size: ● 1500mm ■ 1200x1200mm
 Base dims: W430mm x D430mm
 Base height: 1050mm | Weight: 28.3kg

Product code: BSXP001



SINGLE PEDESTAL COFFEE

Max top size: ■ 1200x800mm
 Base dims: W600mm x D400mm
 Base height: 480mm | Weight: 18.8kg

Product code: BRC001



SINGLE PEDESTAL DINING

Max top size: ■ 1200x800mm
 Base dims: W600mm x D400mm
 Base height: 730mm | Weight: 19.7kg

Product code: BRD001



SINGLE PEDESTAL POSEUR

Max top size: ■ 1200x800mm
 Base dims: W600mm x D400mm
 Base height: 1050mm | Weight: 20.9kg

Product code: BRP001



TWIN COFFEE

Max top size: ■ 1500x900mm
 Base dims: W750mm x D400mm
 Base height: 480mm | Weight: 27kg

Product code: BRTC001



TWIN DINING

Max top size: ■ 1500x900mm
 Base dims: W750mm x D400mm
 Base height: 730mm | Weight: 30kg

Product code: BRTD001



TWIN POSEUR

Max top size: ■ 1500x900mm
 Base dims: W750mm x D400mm
 Base height: 1050mm | Weight: 31.2kg

Product code: BRTP001

FORZA ROUND

The Forza Round black powder coated cast iron table base, with its slimline profile and classic design make it an easy inclusion into any hospitality or office based dining environment. A powder coated finish means this base is highly resistant to knocks and scratches and is easy to clean. The Forza Round is available in 4 different sizes and in 3 heights - Coffee, Dining and Poseur.

Colour	Black
Finish	Black powder coated
Shape	Round
Base group height	Coffee, dining, poseur
Size	Large, medium large, medium, small
Stocked or made to order	Stocked product



Forza Round Medium Dining Height Base with a 700mm Round Beech Tuff Top® Original MFC (page 26)
Product code: BRSD001700DMBEE



SMALL COFFEE

Max top size: ● 700mm ■ 600x600mm
Base dims: W400mm x D400mm
Base height: 480mm | Weight: 11.1kg

Product code: BRSC001



SMALL DINING

Max top size: ● 700mm ■ 600x600mm
Base dims: W400mm x D400mm
Base height: 730mm | Weight: 12kg

Product code: BRSD001



SMALL POSEUR

Max top size: ● 700mm ■ 600x600mm
Base dims: W400mm x D400mm
Base height: 1050mm | Weight: 13.2kg

Product code: BRSP001



MEDIUM COFFEE

Max top size: ● 900mm ■ 700x700mm
 Base dims: W450mm x D450mm
 Base height: 480mm | Weight: 13.2kg

Product code: BRMC001



MEDIUM DINING

Max top size: ● 900mm ■ 700x700mm
 Base dims: W450mm x D450mm
 Base height: 730mm | Weight: 14.1kg

Product code: BRMD001



MEDIUM POSEUR

Max top size: ● 900mm ■ 700x700mm
 Base dims: W450mm x D450mm
 Base height: 1050mm | Weight: 15.3kg

Product code: BRMP001



MEDIUM LARGE COFFEE

Max top size: ● 1000mm ■ 800x800mm
 Base dims: W500mm x D500mm
 Base height: 480mm | Weight: 15.2kg

Product code: BRMLC001



MEDIUM LARGE DINING

Max top size: ● 1000mm ■ 800x800mm
 Base dims: W500mm x D500mm
 Base height: 730mm | Weight: 16.1kg

Product code: BRMLD001



MEDIUM LARGE POSEUR

Max top size: ● 1000mm ■ 800x800mm
 Base dims: W500mm x D500mm
 Base height: 1050mm | Weight: 20.9kg

Product code: BRMLP001



LARGE COFFEE

Max top size: ● 1300mm ■ 1000x1000mm
 Base dims: W600mm x D600mm
 Base height: 480mm | Weight: 21.1kg

Product code: BRLC001



LARGE DINING

Max top size: ● 1300mm ■ 1000x1000mm
 Base dims: W600mm x D600mm
 Base height: 730mm | Weight: 22kg

Product code: BRLD001



LARGE POSEUR

Max top size: ● 1300mm ■ 1000x1000mm
 Base dims: W600mm x D600mm
 Base height: 1050mm | Weight: 23.2kg

Product code: BRLP001

THE DANILO BASE



The Danilo range - The sleek, elegant and classic design of the Danilo make it an easy inclusion into any Restaurant, Pub, Bar, Café, Canteen or Breakout area. The Danilo has a Steel column, and cast iron plate at the core of the base, with a stainless steel plate on top. The striking stainless steel finish brings a modern and clean dynamic to your dining area, with the brushed steel finish bouncing light and echoing colours to perfectly compliment and accentuate it's location. With both Round and Square versions

available the Danilo range comprises of 6 different base plate sizes. And with 3 height options available - Coffee, Dining and Poseur - The Danilo range will fit nearly any spacial and design requirement.

Danilo Twin Dining Height Base with a Bespoke 1200 x 600mm Alpine White Laminate Tuff Top® Premium Laminate with 50mm Radius Corners (page 14) and 3 Zest Red Chairs (page 93)



Strong, sturdy, durable and heavy single columned base with Anti Spin mechanism



Modern stainless steel finish can help accentuate and reflect a venues colour scheme



Heavy cast iron base plate provides extra weight and durability



Adjustable feet



5 year structural warranty



Metal insert service



Can be cut down



Powder coating service available

IN STOCK

DANILO SQUARE

The Danilo Square brushed Stainless Steel table base, with its slimline profile and timeless design make it an easy inclusion into any hospitality or office based dining environment. With options to compliment any of the Square or Rectangle Table Tops, the Brushed Steel finish means this base will accentuate any colour or lighting theme the location offers. The Danilo Square is available in 4 different sizes and in 3 heights - Coffee, Dining and Poseur.

Colour	Brushed stainless steel
Finish	Brushed stainless steel
Shape	Square, rectangle
Base group height	Coffee, dining, poseur
Size	Large, medium, single pedestal, twin
Stocked or made to order	Stocked product



Danilo Twin Dining Height Base with a 1200 x 700mm White Tuff Top® Premium Laminate (page 10) and 4 Strata Jute Chairs (page 97) Product code: SSRTD001-1200700LWHI-STRJUT4



MEDIUM COFFEE

Max top size: ● 1000mm ■ 800x800mm
 Base dims: W400mm x D400mm
 Base height: 480mm | Weight: 14.7kg

Product code: SSSMC001



MEDIUM DINING

Max top size: ● 1000mm ■ 800x800mm
 Base dims: W400mm x D400mm
 Base height: 730mm | Weight: 15.7kg

Product code: SSSMD001



MEDIUM POSEUR

Max top size: ● 1000mm ■ 800x800mm
 Base dims: W400mm x D400mm
 Base height: 1050mm | Weight: 16.9kg

Product code: SSSMP001



LARGE COFFEE

Max top size: ● 1200mm ■ 1000x1000mm
 Base dims: W500mm x D500mm
 Base height: 480mm | Weight: 19.3kg

Product code: SSSLC001



LARGE DINING

Max top size: ● 1200mm ■ 1000x1000mm
 Base dims: W500mm x D500mm
 Base height: 730mm | Weight: 20.3kg

Product code: SSSLD001



LARGE POSEUR

Max top size: ● 1200mm ■ 1000x1000mm
 Base dims: W500mm x D500mm
 Base height: 1050mm | Weight: 21.5kg

Product code: SSSLP001



SINGLE PEDESTAL COFFEE

Max top size: ■ 1200x800mm
 Base dims: W600mm x D400mm
 Base height: 480mm | Weight: 21.2kg

Product code: SSRSC001



SINGLE PEDESTAL DINING

Max top size: ■ 1200x800mm
 Base dims: W600mm x D400mm
 Base height: 730mm | Weight: 22.2kg

Product code: SSRSD001



SINGLE PEDESTAL POSEUR

Max top size: ■ 1200x800mm
 Base dims: W600mm x D400mm
 Base height: 1050mm | Weight: 23.4kg

Product code: SSRSP001



TWIN COFFEE

Max top size: ■ 1500x900mm
 Base dims: W750mm x D400mm
 Base height: 480mm | Weight: 26.8kg

Product code: SSRTC001



TWIN DINING

Max top size: ■ 1500x900mm
 Base dims: W750mm x D400mm
 Base height: 730mm | Weight: 27.8kg

Product code: SSRTD001



TWIN POSEUR

Max top size: ■ 1500x900mm
 Base dims: W750mm x D400mm
 Base height: 1050mm | Weight: 29kg

Product code: SS RTP001

DANILO ROUND

The Danilo Round brushed Stainless Steel table base, with its slimline profile and classic design make it an easy inclusion into any hospitality or office based dining environment. A perfect pedestal for any of our Round Table Tops, the Brushed Steel finish means this base will accentuate any colour or lighting theme the location offers. The Danilo Round is available in 2 different sizes and in 3 heights - Coffee, Dining and Poseur.

Colour	Brushed stainless steel
Finish	Brushed stainless steel
Shape	Round
Base group height	Coffee, dining, poseur
Size	Large, medium
Stocked or made to order	Stocked product



Danilo Round Medium Dining Height Base with a 600mm Round White Tuff Top® Original MFC (page 26) and 2 Strata Yellow Chairs (page 97)
Product code: SSRMD001-600DMWHI-STRYEL2



MEDIUM COFFEE

Max top size: ● 900mm ■ 700x700mm
Base dims: W450mm x D450mm
Base height: 480mm | Weight: 14.7kg

Product code: SSRMC001



MEDIUM DINING

Max top size: ● 900mm ■ 700x700mm
Base dims: W450mm x D450mm
Base height: 730mm | Weight: 15.4kg

Product code: SSRMD001



MEDIUM POSEUR

Max top size: ● 900mm ■ 700x700mm
Base dims: W450mm x D450mm
Base height: 1050mm | Weight: 16.5kg

Product code: SSRMP001



LARGE COFFEE

Max top size: ● 1200mm ■ 1100x1100mm
Base dims: W600mm x D600mm
Base height: 480mm | Weight: 22kg

Product code: SSRLC001



LARGE DINING

Max top size: ● 1200mm ■ 1100x1100mm
Base dims: W600mm x D600mm
Base height: 730mm | Weight: 22.7kg

Product code: SSRLD001



LARGE POSEUR

Max top size: ● 1200mm ■ 1100x1100mm
Base dims: W600mm x D600mm
Base height: 1050mm | Weight: 23.8kg

Product code: SSRLP001

THE MANOR BASE



Solid and stately, the Manor base evokes a subtle opulence, adding its own touch to fine dining. With its heavy cast iron base plate and column, the Manor is a perfect inclusion into any dining environment looking to add a decorative, stylish, classy, yet incredibly durable touch to their dining or drinking experience.

Manor Medium Poseur Height Base with a 600mm diameter Grey Chicago 25mm thick Tuff Top® Premium Laminate top with Champagne metallic ABS edging (page 15)



Strong, sturdy and heavy single columned base, provides more leg room around table



Powder coated finish means knock and scratch resistant in busy environments



Easy to clean



Adjustable feet



5 year structural warranty



Metal insert service



Powder coating service available



IN STOCK

Available in 2 base plate sizes and as a dining height or poseur height.

Colour	Black
Finish	Black powder coated
Shape	Round
Base group height	Dining, poseur
Size	Large, medium
Stocked or made to order	Stocked product



MEDIUM DINING

Max top size: ● 900mm ■ 700x700mm
 Base dims: W430mm x D430mm
 Base height: 720mm | Weight: 18kg

Product code: MANMD001



Manor Medium Dining height Base with a 600mm Round Black Tuff Top® Original top (page 26)
 Product code: MANMD001-600MBLA



MEDIUM POSEUR

Max top size: ● 900mm ■ 700x700mm
 Base dims: W430mm x D430mm
 Base height: 1100mm | Weight: 21.2kg

Product code: MANMP001



LARGE DINING

Max top size: ● 1100mm ■ 800x800mm
 Base dims: W550mm x D550mm
 Base height: 720mm | Weight: 24kg

Product code: MANLD001



LARGE POSEUR

Max top size: ● 1100mm ■ 800x800mm
 Base dims: W550mm x D550mm
 Base height: 1100mm | Weight: 26.2kg

Product code: MANLP001

THE MADRID BASE



The Madrid Flip Top table base uses incredible nano-coat technology, designed for harsh, corrosive coastal environments making this cruciform style base with round column the ultimate stackable, outdoor dining area table base.

Madrid Flip Top Dining Height Base with a 690mm Round Terrazzo Ultratop® HPL Top (page 30) and Pearl Grey and Yellow Zest Chair (Page 93)



Black nano-coat finish makes this our most durable base for harsh outdoor environments



Scratch resistant and easy to clean



Stackable for space saving



Adjustable feet



5 year structural warranty



Metal insert service



Powder coating service available



Dimension key

The Madrid is a flip top base, meaning you get the added bonus of your tables being stackable for when saving space is an absolute requirement, perfect for the busiest of cafes, restaurants, pubs and outdoor commercial hospitality venues, as well as canteens and breakout areas where space may be a commodity. Available in both dining and poseur heights. Incredibly durable, highly stylish, the ultimate outdoor table base.

Colour	Black
Finish	Black nano-coat
Shape	Cruciform
Base group height	Dining, poseur
Size	Single column cruciform
Stocked or made to order	Stocked product



FLIP TOP DINING

Max top size: ● 800mm ■ 800x800mm
 Base dims: A-B 465mm A-C 680mm
 Base height: 720mm | Weight: 8kg


Product code: MADFTD001



FLIP TOP POSEUR

Max top size: ● 800mm ■ 800x800mm
 Base dims: A-B 465mm A-C 680mm
 Base height: 1010mm | Weight: 10kg

Product code: MADFTP001



THE MALAGA BASE



The Malaga base. Specifically designed for use in highly corrosive coastal areas, the nano-coat technology on this cruciform shaped base with round column makes this base the wise choice for outdoor dining and social areas.

Malaga Dining Height Base with a 690mm Square Vintage Wood Ultratop® HPL Top (page 30) and 2 Strata Jute Chairs (page 97)



Black nano-coat finish makes this our most durable base for harsh outdoor environments



5 year structural warranty



Scratch resistant and easy to clean



Metal insert service



Adjustable feet



Powder coating service available



At home even in the harshest of environments, the Malaga is perfect for your beer gardens, in front of your coffee shops, or at that restaurant on the end of the pier. Available as a dining height or poseur height, the Malaga range also comprises a twin dining height base perfect for our rectangle table tops.

Colour	Black
Finish	Black nano-coat
Shape	Cruciform, twin column cruciform base
Base group height	Dining, poseur
Size	Single column cruciform, twin
Stocked or made to order	Stocked product



Malaga Poseur Height Base with Stocked Werzalit 700mm Round Arizona Top (page 46) pictured here with 2 Rio Bar Chairs Product code: MALP001-700DWZ119



DINING

Max top size: ● 800mm ■ 800x800mm
 Base dims: A-B 480mm A-C 660mm
 Base height: 715mm | Weight: 7kg

Product code: MALD001



POSEUR

Max top size: ● 800mm ■ 800x800mm
 Base dims: A-B 480mm A-C 660mm
 Base height: 1010mm | Weight: 9kg

Product code: MALP001



TWIN

Max top size: ■ 1400x800mm
 Base dims: A-B 660mm A-C 840mm
 Base height: 715mm | Weight: 11.1kg

Product code: MALTD001

THE CONTINENTAL BASE



The Continental is a robust and sturdy black base that will suit dining, restaurant and commercial environments, whether they have a traditional or contemporary style.

Continental 4 Leg Dining Height Base with a 690mm Round Golden Rust Ultratop® HPL Top (page 30) and 2 Zest Pearl Grey Chairs (page 93)



Powder coated black finish, means scratch resistant and easy to clean



Adjustable feet



Stylish cast aluminium gives a lightweight, highly durable and easy to move base



5 year structural warranty



Stylish design brings a contemporary touch to both classic and modern dining environments



Powder coating service available



Dimension key



With its weather resistant cast aluminium construction, the Continental will look just as good in your outdoor bistro café area as it will in your fine cuisine eatery.

Colour	Black
Finish	Black powder coated
Shape	Cruciform
Base group height	Dining
Size	4 leg, grande, twin
Stocked or made to order	Stocked product



Continental Twin Dining Height Base with a 1100 x 700mm Ponderosa Grey Stocked Werzalit Top (page 46) and 4 Strata Anthracite Chairs (page 97)
Product code: CONT-1100700WZ179-STRANT4



4 LEG

Max top size: ● 800mm ■ 800x800mm
Base dims: A-B 405mm A-C 590mm
Base height: 690mm | Weight: 4.9kg

Product code: CON4



GRANDE

Max top size: ● 1000mm ■ 900x900mm
Base dims: A-B 625mm A-C 860mm
Base height: 690mm | Weight: 7.8kg

Product code: CONG



TWIN

Max top size: ■ 1200x800mm
Base dims: A-B 645mm A-C 850mm
Base height: 690mm | Weight: 8.6kg

Product code: CONT

THE HAIRPIN LEGS



Staying true to the original hairpin legs designed by Henry Glass in the 1940s, our stylish designer classic Hairpin style leg in a black powder coat finish are perfect for any industrial style setting.

Hairpin legs (Qty 4 per box) with a 700mm Square 34mm Thick Rainbow Pine Rustic Wood Top (page 42)



One size fits all, have as many hairpins on a top as you require



Removable feet



Separate floor protector plastic glides included for use on surfaces susceptible to scratching



5 year structural warranty



Minimal surface area makes them easier to clean



Powder coating service available



IN STOCK

These hairpin legs with their heavy duty, 12mm thick metal rods, will add both stability and mid-century modern style to your dining or coffee height tables.

Colour	Black
Finish	Black powder coated
Shape	Hairpin legs
Base group height	Coffee, dining
Stocked or made to order	Stocked product



Removable feet



TABLE LEG COFFEE

Max top size: ■ 1500x900mm
 Base dims: W110mm x D110mm
 Base height: 400mm | Weight: 2.8kg

Product code: HAIRC4




TABLE LEG DINING

Max top size: ■ 1500x900mm
 Base dims: W110mm x D110mm
 Base height: 710mm | Weight: 4.4kg

Product code: HAIRD4



Hairpin legs (Qty 4 per box) with a 700mm Square 34mm Thick Stripped Pine Rustic Wood Top (page 42)
 Product code: HAIRD4-600600RSTRPIN

THE PHOENIX BASE



The Phoenix Table Base is our most budget friendly base. But don't let the word budget fool you, this base is built to last. With a black cast iron cruciform base and a black powder coated cut steel column, the Phoenix provides a stylish yet inexpensive option for venues where style is needed but budget is a large consideration.

Phoenix Small Dining Height Bases with 600mm Round White Tuff Top® Original MFC Tops (page 26) and Yellow and Grey Strata Chairs (page 97)



This great value entry level base has a strong and sturdy construction, perfect for any environment



Powder coated finish means knock and scratch resistant in busy environments



Easy to assemble - 3 bolts both ends of column to attach to spider / base



Adjustable feet



5 year structural warranty



Powder coating service available

IN STOCK

THE PHOENIX

Available stocked for same day despatch in three different sizes and three different heights, the Phoenix is a great value entry level option that will suit any Pub, Bar, Restaurant, Café, Canteen or Breakout dining area or venue.

Colour	Black
Finish	Black powder coated
Shape	Cruciform
Base group height	Coffee, dining, poseur
Size	Large, small, twin
Stocked or made to order	Stocked product



Phoenix Small Dining Height Base with 600mm Round Grey Nebraska Oak Tuff Top® Original top (page 26)
Product code: PHOSD001-600DMNEB



SMALL COFFEE

Max top size: ● 800mm ■ 700x700mm
Base dims: A-B 425mm A-C 560mm
Base height: 480mm | Weight: 6.05kg

Product code: PHOSC001



SMALL DINING

Max top size: ● 800mm ■ 700x700mm
Base dims: A-B 425mm A-C 560mm
Base height: 720mm | Weight: 6.6kg

Product code: PHOSD001



SMALL POSEUR

Max top size: ● 800mm ■ 700x700mm
Base dims: A-B 425mm A-C 560mm
Base height: 1050mm | Weight: 7.1kg

Product code: PHOSP001



Phoenix Large Dining Height Base with a 700 Square White Formica Fundamentals Tuff Top® Premium Laminate Top (page 18) with contrasting Yellow edging (page 20) and 2 Strata Yellow Chairs (page 97)



LARGE COFFEE

Max top size: ● 1000mm ■ 900x900mm
Base dims: A-B 570mm A-C 806mm
Base height: 480mm | Weight: 9.25kg

Product code: PHOLC001



LARGE DINING

Max top size: ● 1000mm ■ 900x900mm
Base dims: A-B 570mm A-C 806mm
Base height: 720mm | Weight: 9.8kg

Product code: PHOLD001



LARGE POSEUR

Max top size: ● 1000mm ■ 900x900mm
Base dims: A-B 570mm A-C 806mm
Base height: 1050mm | Weight: 10.3kg

Product code: PHOLP001



TWIN COFFEE

Max top size: ■ 1800x1000mm
Base dims: W548mm x D125mm
Base height: 480mm | Weight: 9kg

Product code: PHOTC001



TWIN DINING

Max top size: ■ 1800x1000mm
Base dims: W548mm x D124mm
Base height: 720mm | Weight: 10.1kg

Product code: PHOTD001



TWIN POSEUR

Max top size: ■ 1800x1000mm
Base dims: W548mm x D124mm
Base height: 1050mm | Weight: 11.1kg

Product code: PHOTP001

THE BISTRO BASE



Introducing the Bistro Black Cast Iron Table Base. These beautiful sturdy table bases are inspired by a classic French bistro style incorporating an ornate decorative styling that is also incredibly budget friendly.

Bistro 4 Leg Dining Height Base with a Tuff Top® Premium 25mm MTO Laminate Top in Light Grey Chicago Concrete (page 15) with a Champagne metallic edging (page 21)



Strong, sturdy, durable and heavy single columned base



Powder coated finish means knock and scratch resistant



Easy to assemble - 2 bolts both ends of column to attach to spider / base



Adjustable feet



5 year structural warranty



Metal insert service



Powder coating service available



Dimension key



In stock for same day despatch, the Bistro Base is at home anywhere from a high-end Café, tapas or wine bar to a classic pub or restaurant front of house. Available as both Dining and Poseur heights, the Bistro Black Cast Iron Table Base will bring a touch of class to any hospitality drinking or dining area.

Colour	Black
Finish	Black powder coated
Shape	Bistro, cruciform
Base group height	Dining, poseur
Stocked or made to order	Stocked Product



Bistro 4 leg Dining Height Base with a 700mm Round Grey Nebraska Oak Tuff Top® Original Top (page 26)
Product code: BIS4D001-700DMNEB



DINING

Max top size: ● 800mm ■ 800x800mm
Base dims: A-B 390mm A-C 520mm
Base height: 720mm | Weight: 13.05kg

Product code: BIS4D001



POSEUR

Max top size: ● 800mm ■ 800x800mm
Base dims: A-B 390mm A-C 520mm
Base height: 1090mm | Weight: 16.2kg

Product code: BIS4P001



Bistro Dining Height Table Base with a 700mm Square Black Tuff Top® Original Top (page 26)
Product code: BIS4D001-700700MBLA

THE MANHATTAN FRAME



The Manhattan Black Powder Coated Aluminium Table frame. Lightweight yet durable, the minimalistic design of the Manhattan Table Frame means it perfectly compliments our Square 12mm thick Ultratop® Compact laminate range, but will also pair well with any square and rectangle Table Top that you decide to adorn your Manhattan with.



Easy to Assemble - 2 bolts fix each leg to the frame



Powder Coated aluminium - can be used both outdoors and indoors



Lightweight and durable aluminium frame for ease of movement



Adjustable feet



5 year structural warranty



Powder coating service available

Manhattan 675mm Dining Height Frame with a 690mm Square Rustic Concrete Ultratop® (page 30)



The Manhattan is made with lightweight aluminium which is powder coated black which means that the Manhattan is extremely durable and suitable for both Outdoor and Indoor use. Easy to assemble, the sleek, modern, lightweight design of the Manhattan make it the perfect table frame for any Hospitality or Office dining environment.

Colour	Black
Finish	Black powder coated
Shape	Square, Twin
Base group height	Dining, poseur
Size	Medium, twin
Stocked or made to order	Stocked product



SQUARE DINING

Max top size: ● 700mm ■ 700x700mm
 Base dims: W675mm x D675mm
 Base height: 720mm | Weight: 5.3kg

Product code: MANHAT675D



SUITABLE FOR BOTH INDOOR AND OUTDOOR USE

Manhattan 675mm Dining Height Frame with a 690mm Square Marquina Marble Ultratop® (page 30) Product code: MANHAT675D-690690CLMARMAR



SQUARE POSEUR

Max top size: ● 700mm ■ 700x700mm
 Base dims: W675mm x D675mm
 Base height: 1070mm | Weight: 7.8kg

Product code: MANHAT675P



TWIN DINING

Max top size: ■ 1200x800mm
 Base dims: W1175mm x D675mm
 Base height: 720mm | Weight: 6.2kg

Product code: MANHAT1175D



TWIN POSEUR

Max top size: ■ 1200x800mm
 Base dims: W1175mm x D675mm
 Base height: 1100mm | Weight: 9.3kg

Product code: MANHAT1175P



ADDITIONAL SERVICES



IPAN IPAN

Wireless charging solution for your dining tables


Built to last, suitable for indoor and outdoor use, IPANIPAN is the perfect way to attract more customers.

The most integrated wireless charging station

Integrated into the mass and invisible on surface, the charging areas merge with the decor using a simple marking on the table top. This ensures the furniture keeps its integrity, giving a perfect smooth touch and refined design.




THE ANTENNAS



EMBEDDED



FLAT



ON TOP

WANT TO KNOW MORE? CALL US TODAY!

A UNIQUE BATTERY-POWERED RANGE



IPANIPAN chargers can be installed on your tables without worrying about access to electricity.

WIRELESS CHARGING STATION



Wireless charging on your table. The guarantee of a reliable and durable charging solution that is certified to the Qi standard by the wireless power consortium.

USB PORTS



2 USB ports allow fast charging of phones, tablets, power banks and other mobile devices.

AUTONOMY



The battery pack is powered by a 15 Ah battery which provides up to 8 days of autonomy depending on use.

INDOOR & OUTDOOR



The battery pack has been designed for professional use. Its reinforced case and its IP 65 certification allow it to be used both indoors and outdoors.

SAFETY & CONVENIENCE




A magnetic key allows you to unlock the battery and extract it in a jiffy to recharge it.

CHARGING TRAY



The charging tray allows 4 batteries to be recharged simultaneously in 7 hours. It can be used flat or fixed on a wall.



POWDER COATING

Reflect your brand colours with bespoke powder-coated contract furniture

We recognise that hospitality venues such as restaurants, bars, pubs, cafés and hotels are often looking at ways to make their venues unique. Brand is extremely important in the world we live in today so these venues require ways to ensure the environment within their venues can represent and reflect each individual brand and meet themes specific to each individual establishment's requirement.



WANT TO KNOW MORE? CALL US TODAY!

Available on any completely metal product

REFLECT YOUR BRAND

Brand identity is key to many businesses, more so now than ever before. With so many RAL colours to choose from we can help you match nearly any brand colour or compliment any colour scheme or theme.

INCREASES DURABILITY

Powder Coating doesn't just enhance the look and feel of your product, it is also incredibly durable, highly corrosion resistant, and makes cleaning and maintaining your products so much easier.

NEARLY UNLIMITED OPTIONS

100s of RAL colour options to choose from. Simply contact us with your requirements and our in house experts will talk you through all the possibilities.

MULTIPLE FINISHES

You can choose from Matt, Satin, Semi-Gloss, and Gloss finishes to further enhance your chosen colour.



METAL INSERTS AND FIXINGS

We offer a metal insert and fixing service against any of our stocked or bespoke made to order Tuff Top Original and Premium range Tabletops.

Using our in-house CNC machine, we can drill and route the Table Base Spider screwing pattern of all relevant bases into your chosen tabletop. From there we will add a metal fixing insert into the tabletop into which your fixing screw will sit.

The advantage of the metal fixing service is that you don't have to spend valuable time measuring where each table base will sit on a tabletop, while being much easier to attach the base to the top as the metal insert screws just screw straight into the metal fixing.

A must for any customer when multiples of tables are required. There is no minimum order to take advantage of this service. See our Table Base section for all Table bases compatible with this service.



WANT TO KNOW
MORE? OUR TEAM
ARE READY TO HELP!



